


E804452 PCB view TOP (topview)




E804452 TOP layer Image (topview)



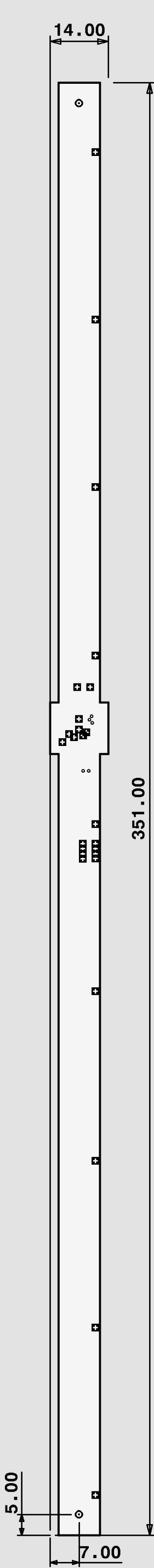
E804452 BOTTOM layer Image (topview)



E804452 PCB view BOTTOM (bottomview)



E804452 PCB Mechanical view (topview)



Drill Report : Layer E804452-60

Symbol	END.dia (mm)	Tooldia (*0.01mm)	number of Holes	spec.desc. Nibb(N) mill(M)	NPTH
⊙	0.30	40	5	0	
⊕	0.40	50	26	0	
⊙	3.20	330	2	0	